



**Buckinghamshire, Oxfordshire
and Berkshire West**
Integrated Care Board

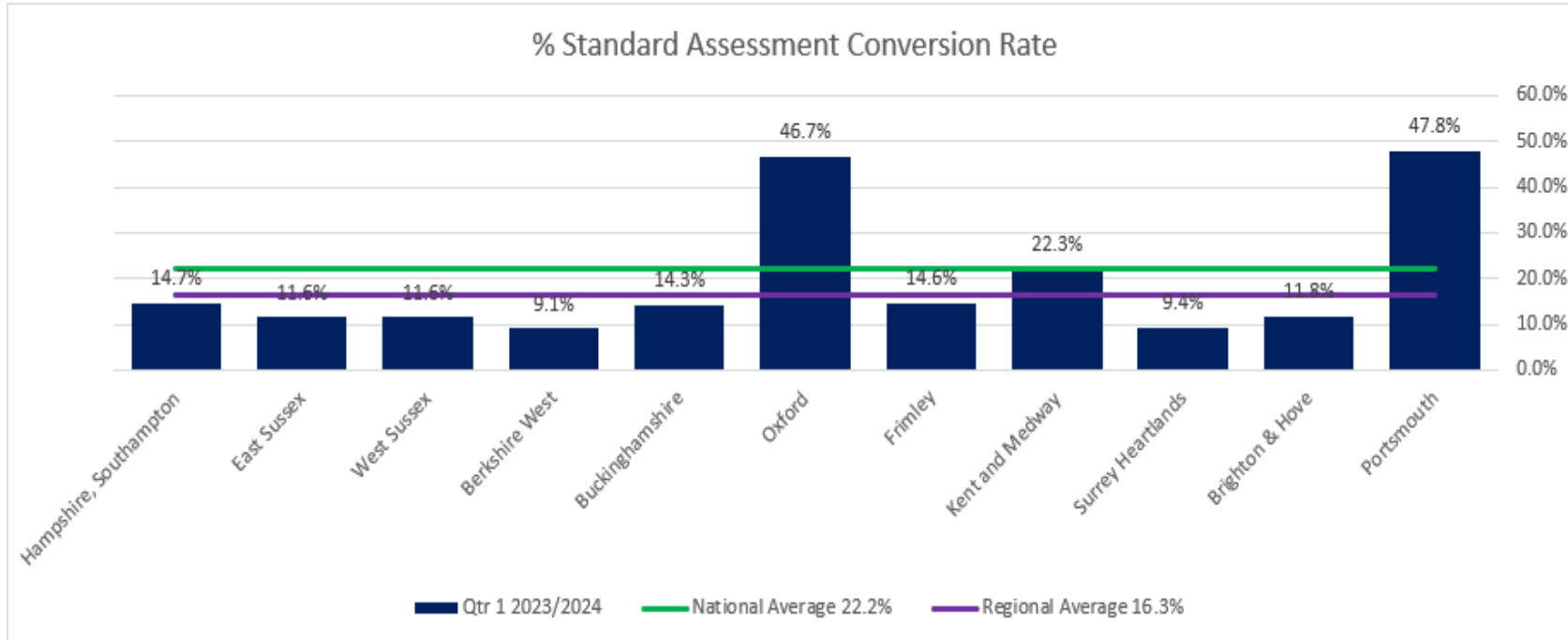
All Age Continuing Care Performance Position

Niki Cartwright – Director of Vulnerable People’s Services

Liz Hodgkinson – Assistant Director of All Age Continuing Care

Q1 Standard Assessment Conversion Rates South East Region

**Buckinghamshire, Oxfordshire
and Berkshire West**
Integrated Care Board



Q1 2023/24 data

This table illustrates how the BOB sub-locations compare with the regional and national standard assessment conversion rates.

The regional rate in Q1 was 16.3% whilst the national rate was 22.2%.

The table also indicates where each of the South East regional sub-locations compare.

In BOB the conversion rates were:

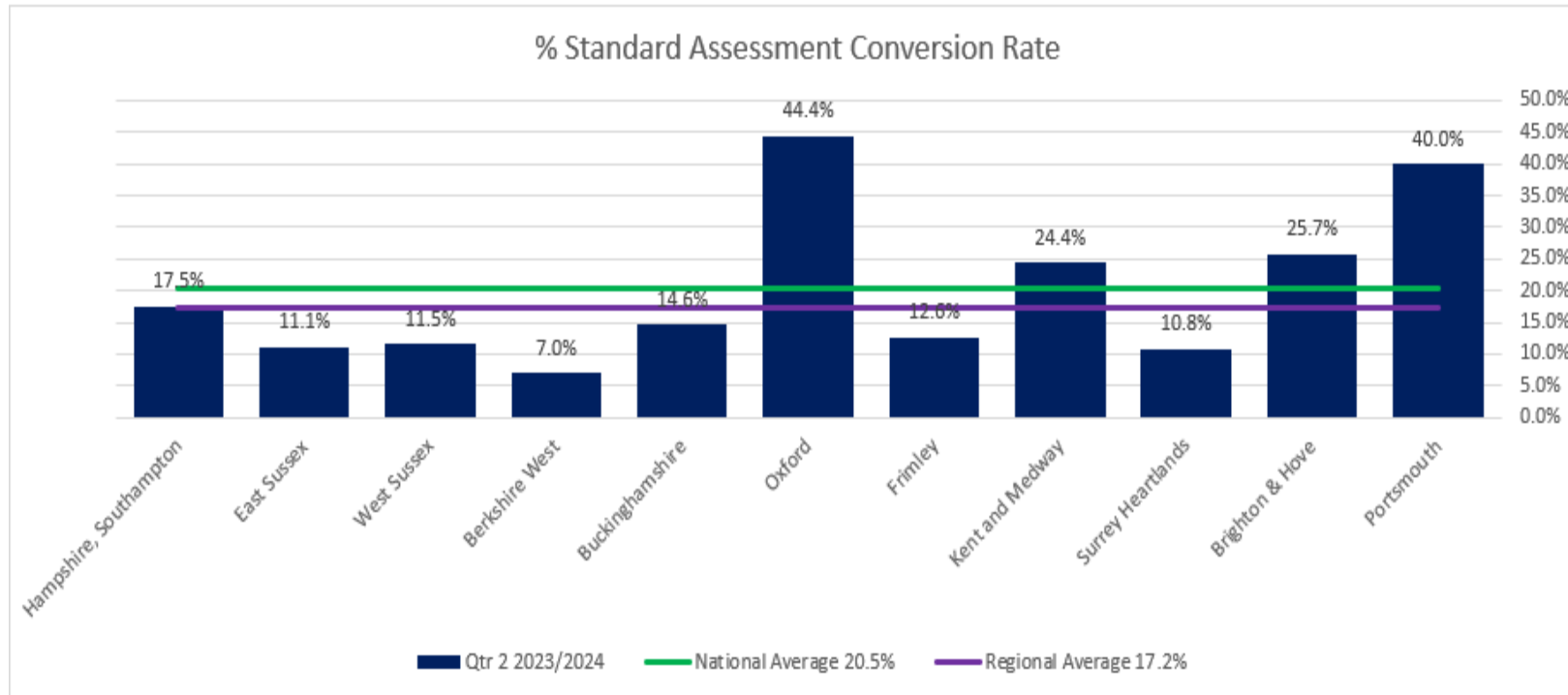
Buckinghamshire – 14.3%

Oxfordshire – 46.7%

Berkshire West – 9.1%

Q2 Standard Assessment Conversion Rates South East Region

Buckinghamshire, Oxfordshire and Berkshire West Integrated Care Board



Q2 2023/24 data

This table illustrates how the BOB sub-locations compare with the regional and national standard assessment conversion rates.

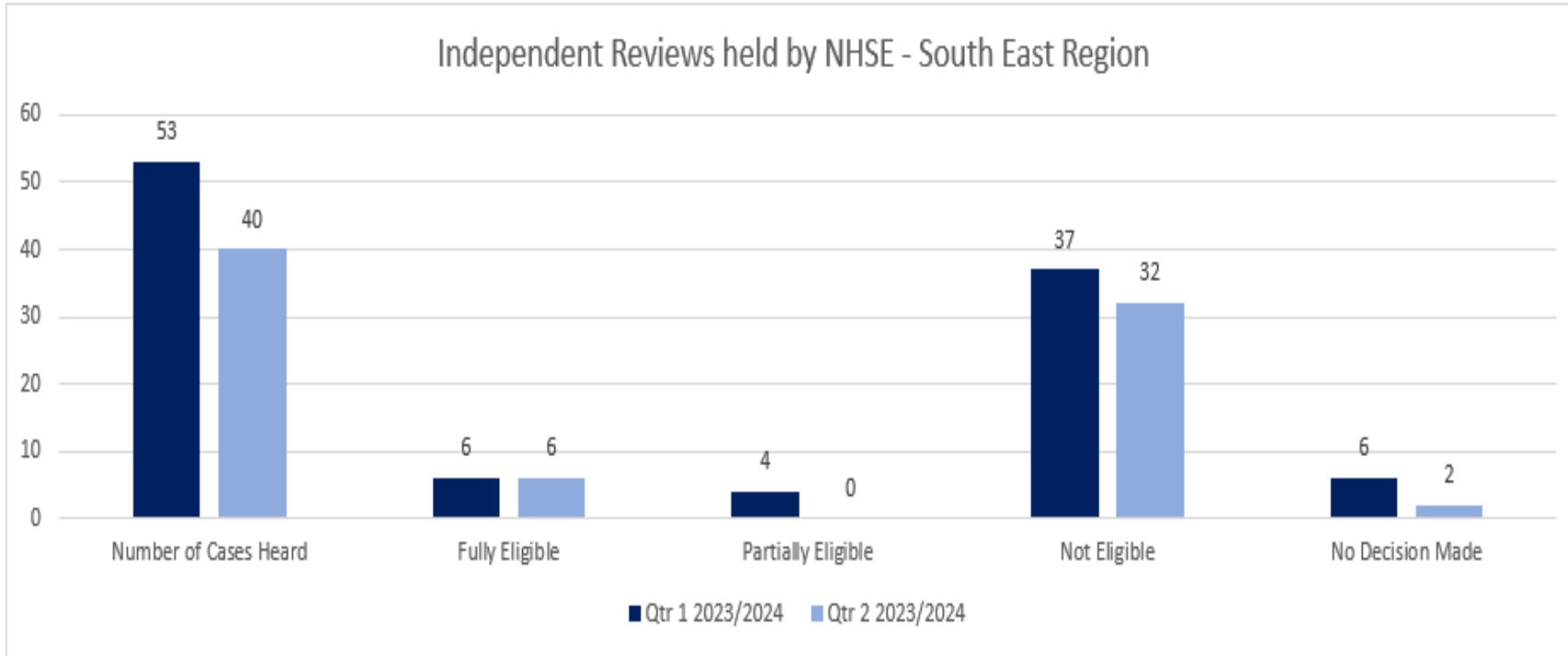
The regional rate in Q2 was 17.2% whilst the national rate was 20.5%. The table also indicates where each of the South East regional sub-locations compare.

In BOB the conversion rates were:
 Buckinghamshire – 14.5%
 Oxfordshire – 40%
 Berkshire West – 7%

Q1 and Q2 Independent Review – change in outcome BOB ICB

*Data is not available at sub-ICB locations

**Buckinghamshire, Oxfordshire
and Berkshire West**
Integrated Care Board



Q1 and Q2 2023/24 Independent Review outcomes are illustrated in this table.

It is of note that the outcome levels are generally consistent and indicate that, in the majority of cases, the ICB decision is upheld. Partial eligibility outcomes are often as a result of Independent Review Panels observing a rapid deterioration towards the end of the reviewing period that they may classify would otherwise have been 'Fast Tracked'.