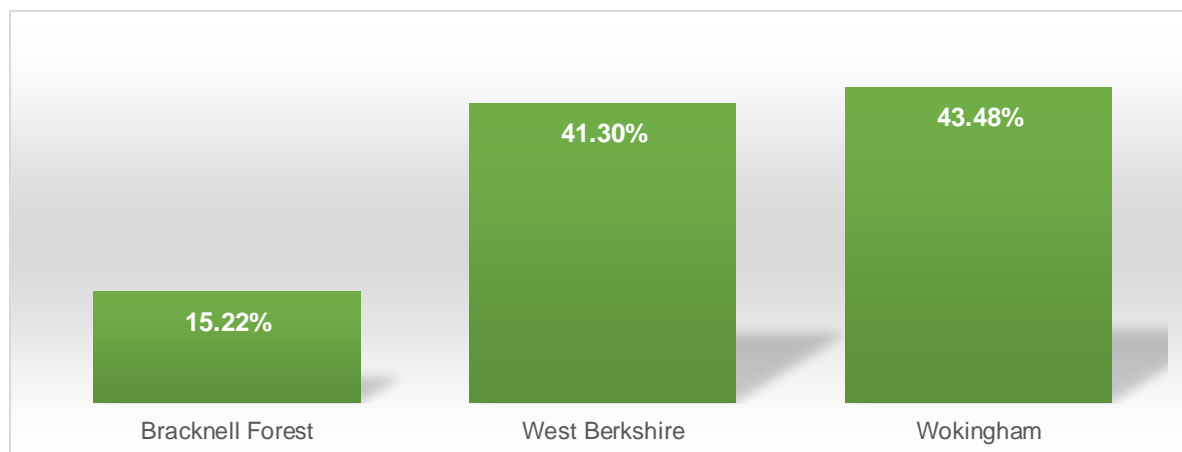


# PPP Member Survey Results Summary

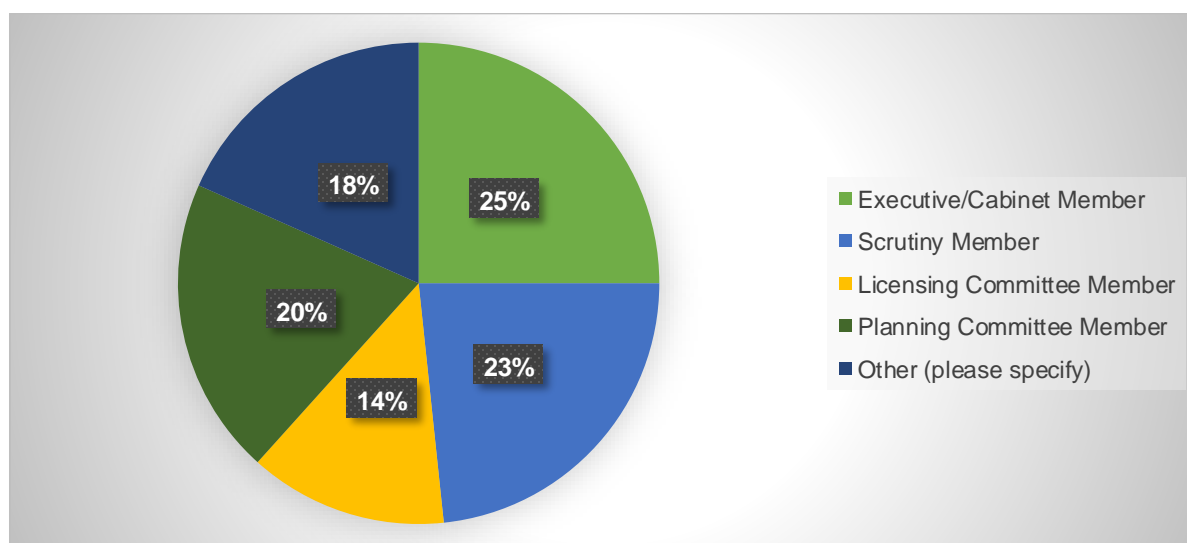
## Q1: Which Local Authority Are You a Councillor For?

Authority	No of Responses	Percentage
Bracknell Forest	7	15.22%
West Berkshire	19	41.30%
Wokingham	20	43.48%
<b>Total</b>	<b>46</b>	



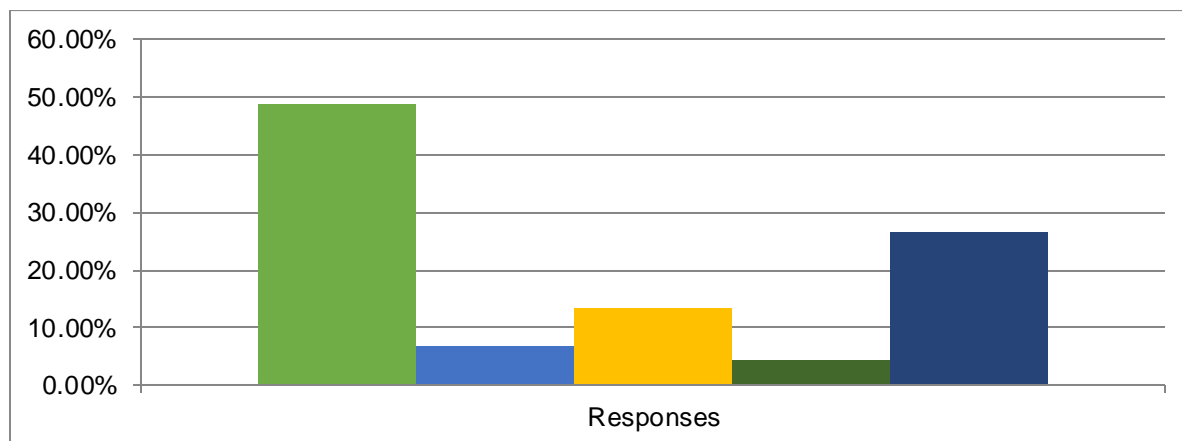
## Q2: Which Best Describes Your Role on The Council?

Role	No of Responses	Percentage
Executive/Cabinet Member	15	33.33%
Scrutiny Member	14	31.11%
Licensing Committee Member	8	17.78%
Planning Committee Member	12	26.67%
Other (please specify)	11	24.44%
<b>Total</b>	<b>45</b>	



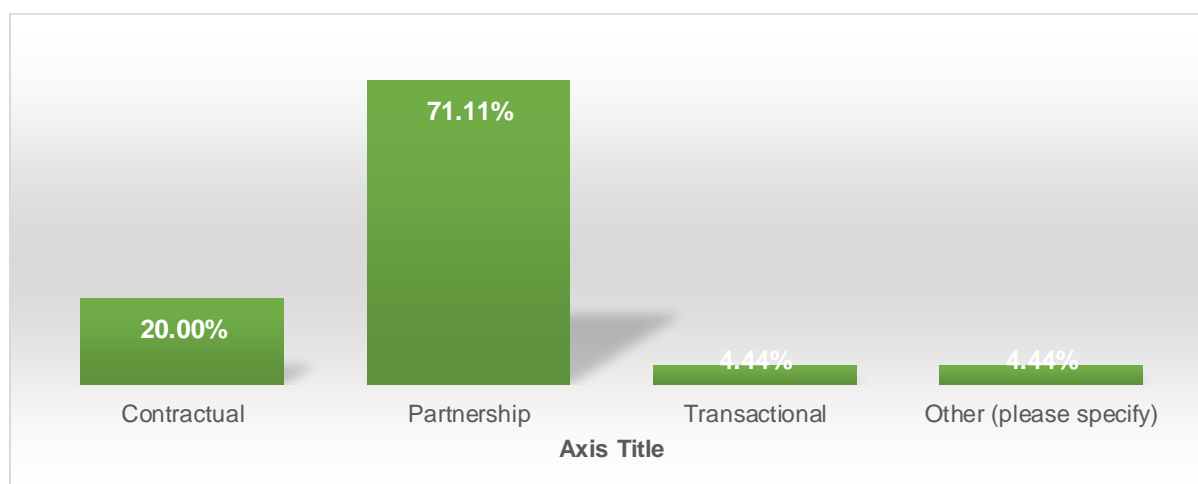
### Q3: How Long Have You Been a Councillor?

Service	No of Responses	Percentage
Less than 2 years	22	48.89%
2 - 5 years	3	6.67%
6 - 9 years	6	13.33%
10 - 13 years	2	4.44%
14 years or more	12	26.67%
<b>Total</b>	<b>45</b>	<b>48.89%</b>



### Q4: Which Word Most Accurately Reflects the Relationship You Believe Your Authority Has With the PPP?

Nature of Relationship	No of Responses	Percentage
Contractual	9	20.00%
Partnership	32	71.11%
Transactional	2	4.44%
Other	2	4.44%
<b>Total</b>	<b>45</b>	



### Breakdown by Authority

Authority	Contractual	Partnership	Transactional	Other
Bracknell Forest	14%	86%	0	0
West Berkshire	26%	63%	11%	0
Wokingham	16%	74%	0	10%

**Q5: To What Extent Do You Agree or Disagree That Having the PPP Rather Than An Individual Service Achieves The Following?**

Achieves	Strongly Agree	Agree	Neutral	Disagree	Strongly Disagree	Don't Know
Provides access to expertise and specialisms that would be difficult to have otherwise	11	24	2	2	0	5
Provides more opportunities for staff development	5	20	6	3	0	10
Reduces costs by reducing duplication and sharing	10	29	3	0	0	2
Helps increase external funding sources	6	14	12	1	0	11
Helps ensure the service is more resilient	7	24	6	0	0	7

**Q6: Are You Aware That the PPP Provides the Following Services?**

Service	Yes	No
Food Safety and Food Hygiene Rating Scheme	39	2
Food Standards and Feed Standards	38	3
Air Quality	36	6
Neighbourhood Nuisance	34	7
Unfair Trading and Product Safety	34	5
Licensing (Alcohol and Regulated Activity)	33	7
Underage Sales	33	6
Consumer / Business Fraud	30	11
Doorstep Crime and Scams	29	11
Taxi and Private Hire Licensing	28	11
Pest Control Advice	26	15
Private Sector Housing	17	22
Planning Advice	11	26

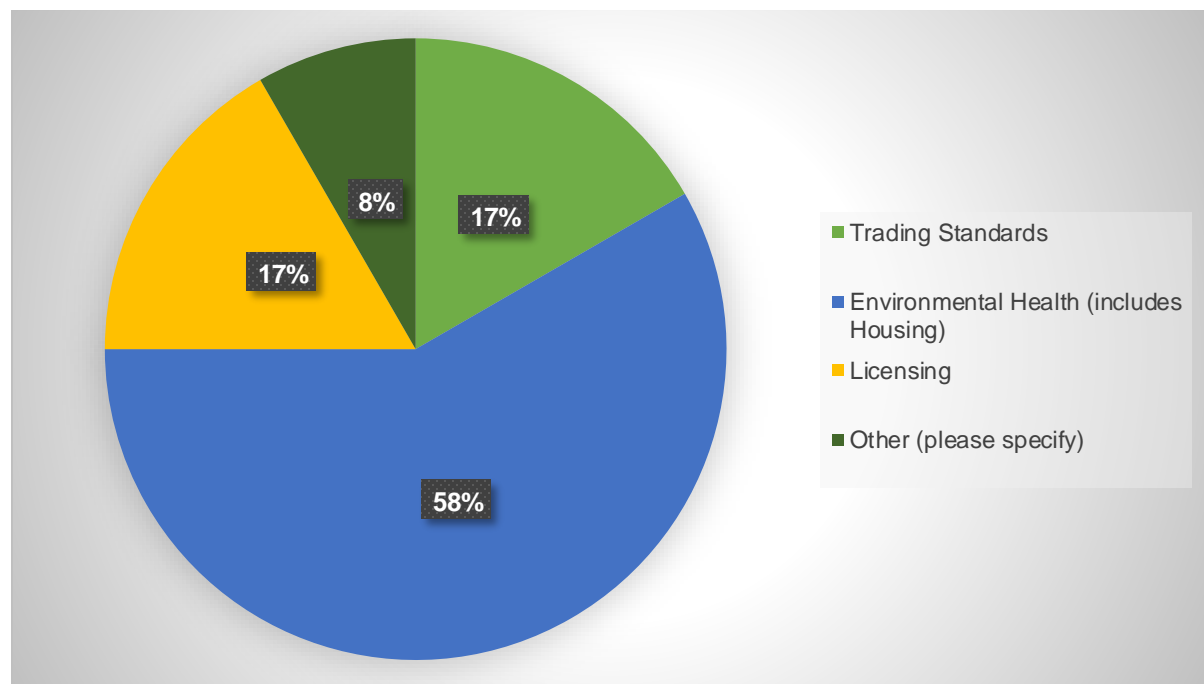


## Q7: When Did You Last Contact the Service?

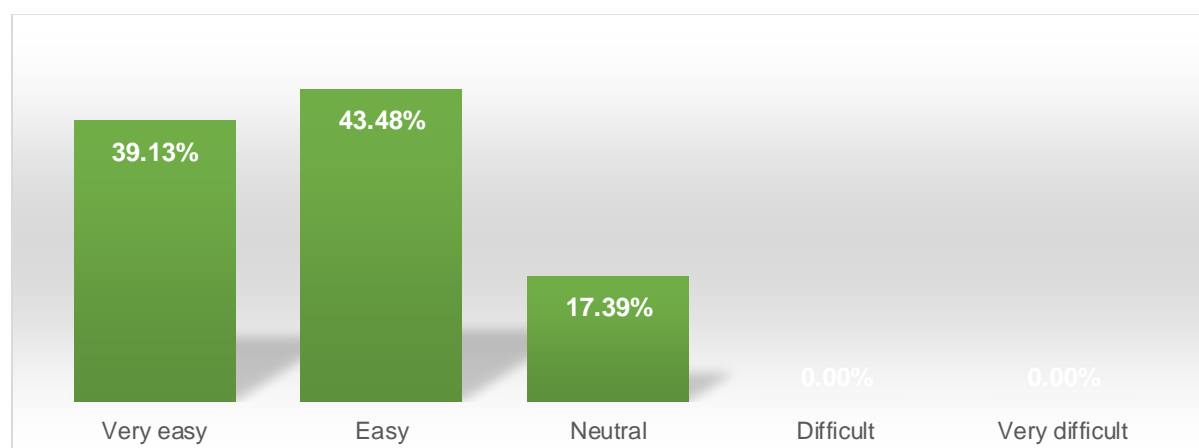
Contact	No of Responses	Percentage
Within the last month	11	25.58%
Within the last 3 months	5	11.63%
Within the last 6 months	3	6.98%
Within the last year	4	9.30%
I've not contacted the service within the last year	20	46.51%

## Q8: Which Part Of The Service Did You Last Contact?

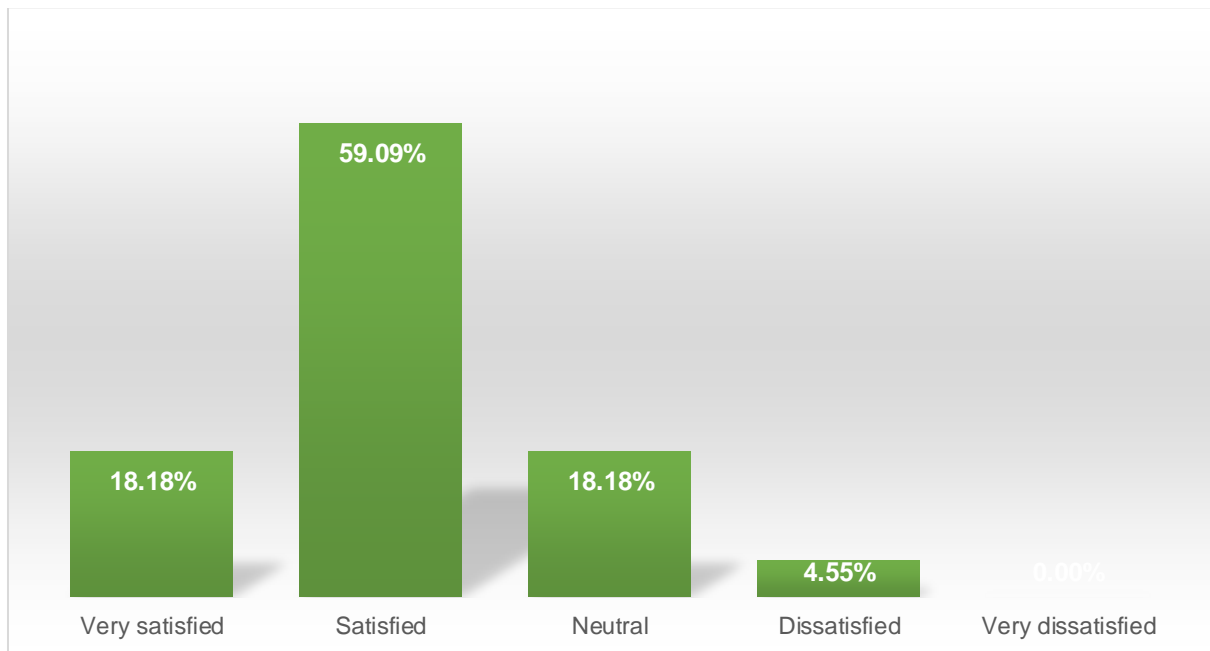
Contact	No of Responses	Percentage
Trading Standards	4	16.67%
Environmental Health (includes Housing)	14	58.33%
Licensing	4	16.67%
Other (please specify)	2	8.33%



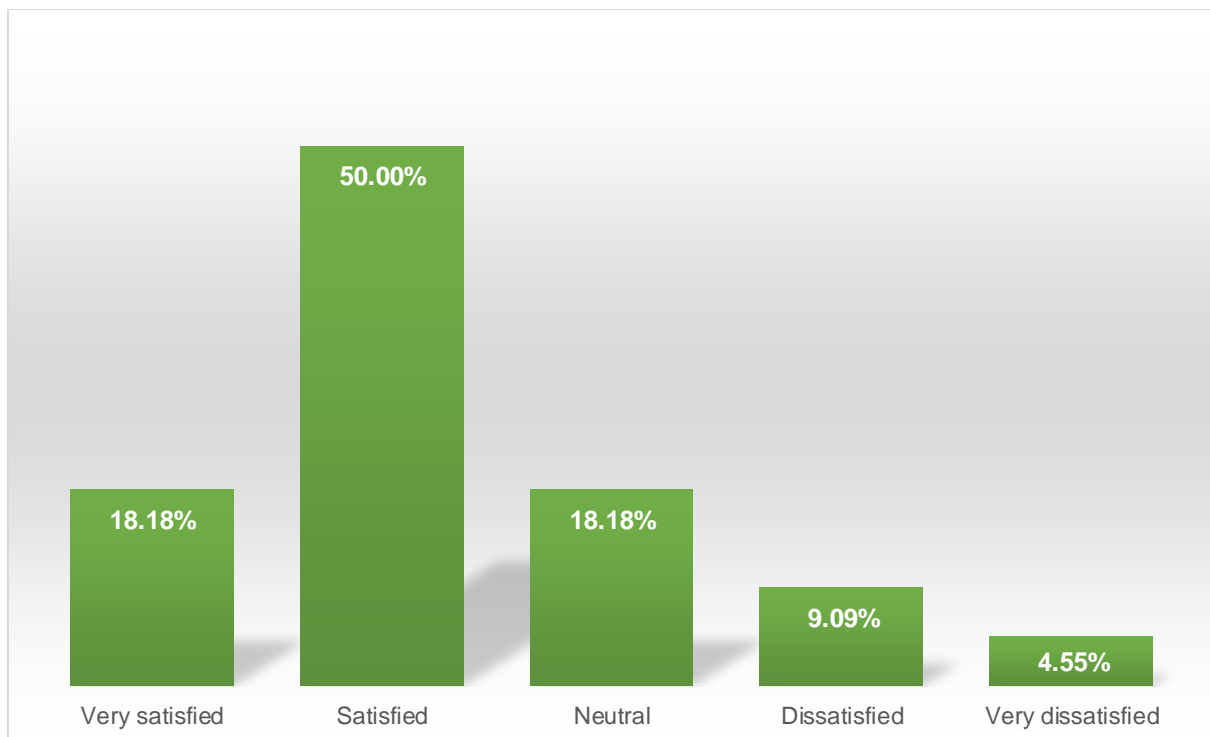
## Q9: How Easy Was it to Contact the Service?



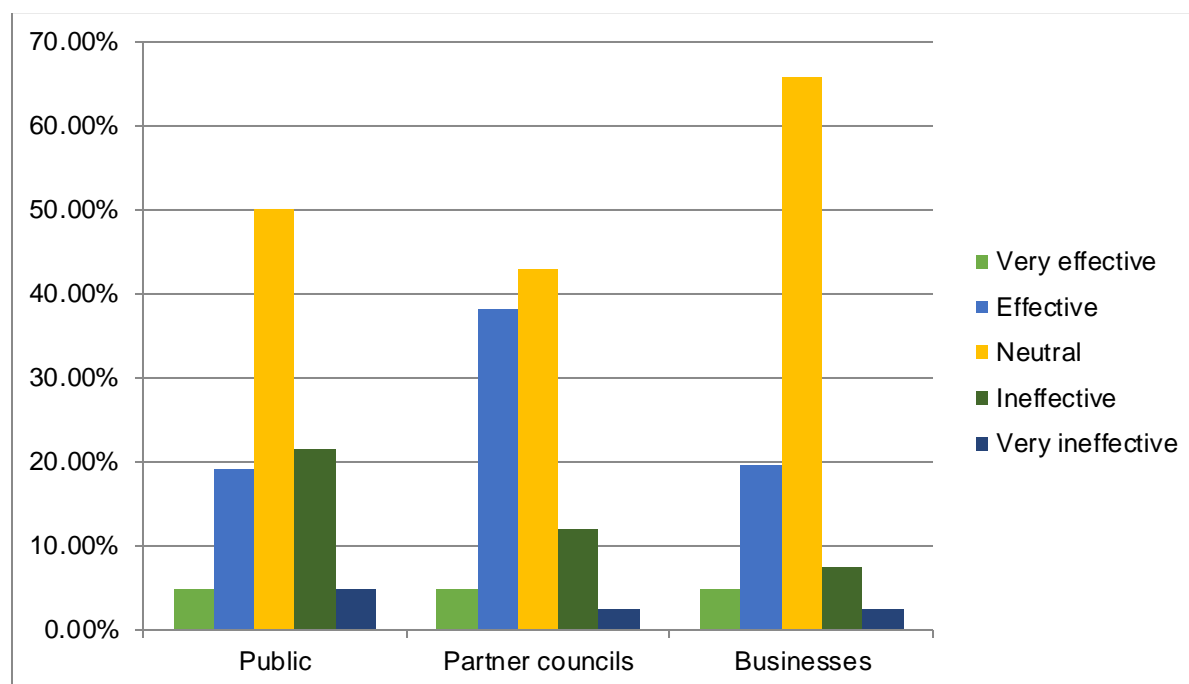
### Q10: How Satisfied Were You with The Service's Response?



### Q11: How Satisfied Were You with The Final Outcome Of Your Contact With The Service?



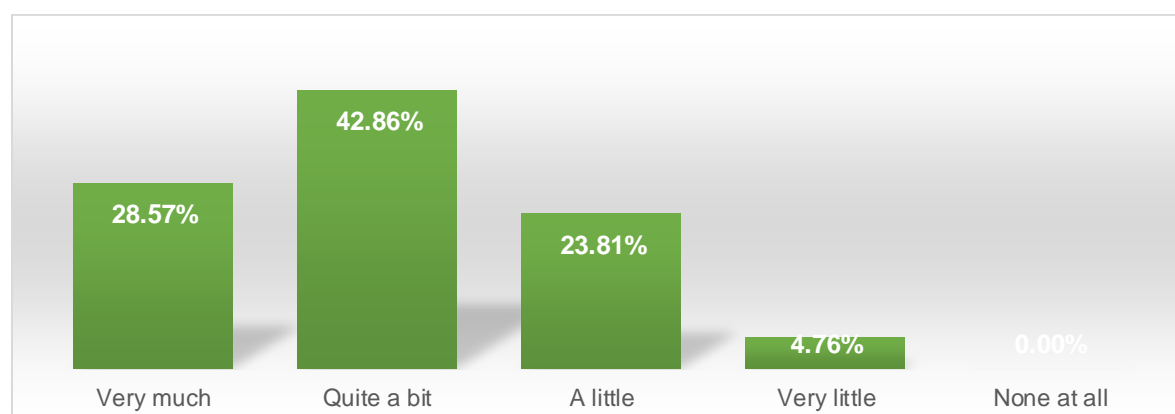
## Q12: How Effectively Do You Think the Service Activities or Outcomes Are Communicated To The Public, Partner Councils And Businesses?



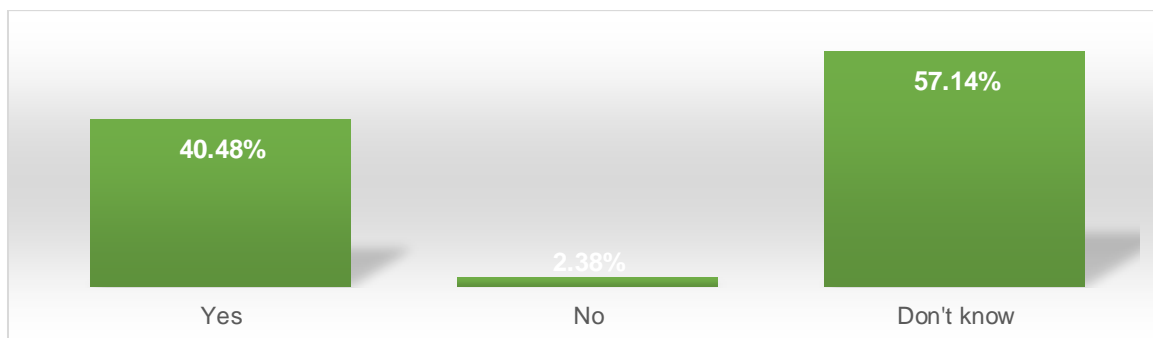
### Breakdown by Authority and Sector

Authority	Very Effective	Effective	Neutral	Ineffective	Very Ineffective
<b>Public</b>					
Bracknell Forest	0	33%	33%	33%	0
West Berkshire	6%	22%	55%	17%	0
Wokingham	6%	11%	50%	22%	11%
<b>Partner Councils</b>					
Bracknell Forest	0	66%	33%	0%	0
West Berkshire	6%	50%	38%	6%	0
Wokingham	6%	17%	50%	22%	5%
<b>Business</b>					
Bracknell Forest	0	33%	50%	17%	0
West Berkshire	6%	17%	72%	5%	0
Wokingham	6%	18%	65%	6%	5%

## Q14: How Much Do You Think the Work Of The Service Affects The Lives Of Residents?



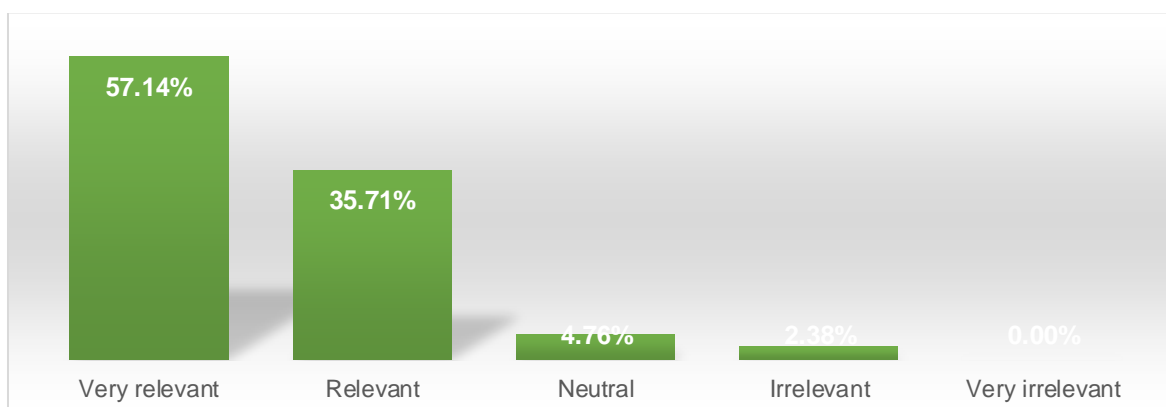
## Q15: Do You Think the Work Of The Service Delivers Value For Money For The Taxpayer?



### By Authority:

Authority	Yes	No	Don't Know
Bracknell Forest	67%	0	33%
West Berkshire	39%	0	61%
Wokingham	33%	6%	61%

## Q16: How Relevant Is the Work Of The Service To The Priorities Of Your Council?



### By Authority:

Authority	Very Relevant	Relevant	Neutral	Irrelevant	Very Irrelevant
Bracknell Forest	83%	17%	0	0	0
West Berkshire	67%	28%	5%	0	0
Wokingham	39%	50%	6%	5%	0